

## St Edmund Campion – Financial Results for the year ended 31 December 2023

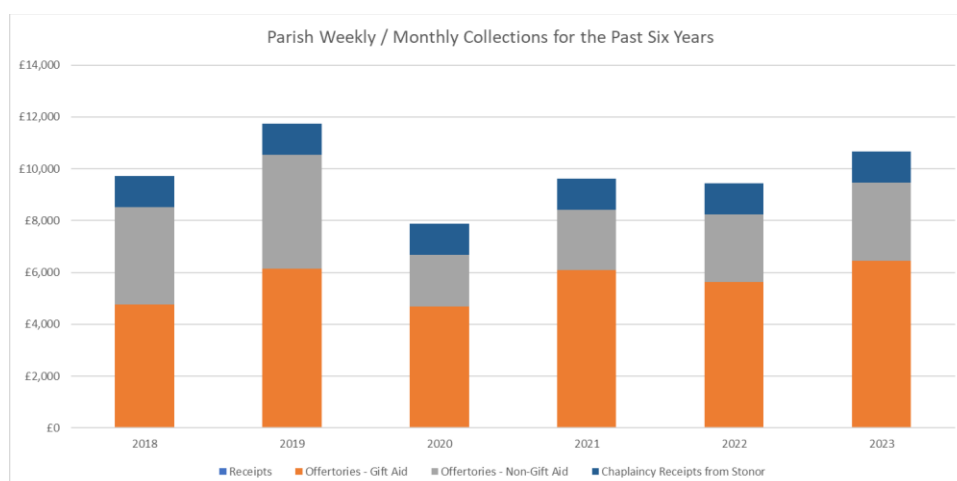
Dear Parishioners

As our 2023 accounts have now been approved by the diocese, now seems like a good time to share them with you, including a comparison going back a number of years before the Covid pandemic.

To start, here is a summary of annual income and expenditure going back to the year ended 31 December 2018:

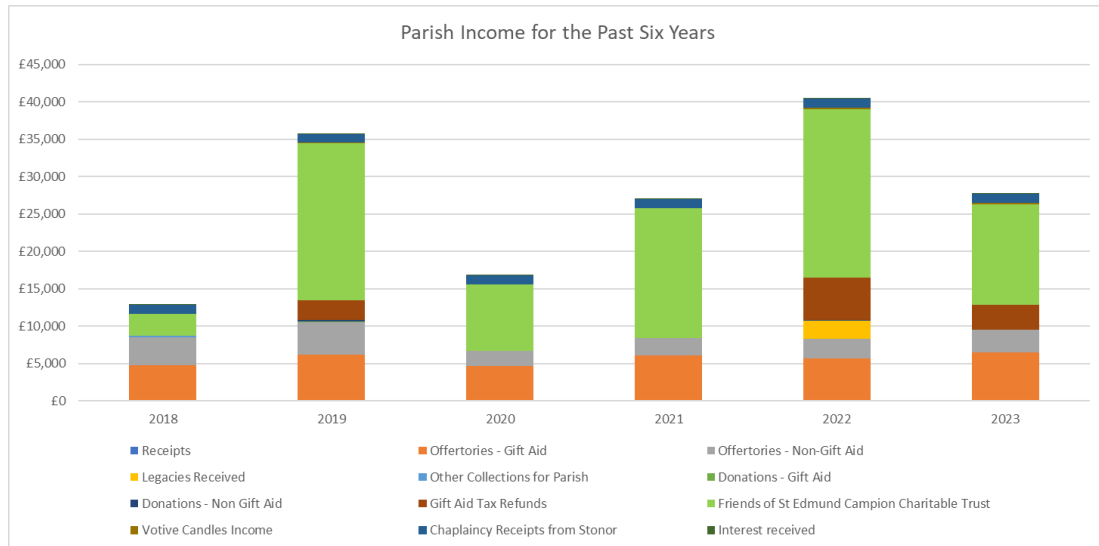
	31-Dec-23	31-Dec-22	31-Dec-21	31-Dec-20	31-Dec-19	31-Dec-18
	£	£	£	£	£	£
<b>Receipts</b>						
Offeratories - Gift Aid	6,444.78	5,627.80	6,087.00	4,693.70	6,135.57	4,756.76
Offeratories - Non-Gift Aid	3,031.67	2,615.08	2,334.00	1,974.05	4,401.80	3,752.07
Legacies Received	-	2,500.00	-	-	-	-
Other Collections for Parish	-	-	-	-	-	220.00
Donations - Gift Aid	-	-	-	-	100.00	-
Donations - Non Gift Aid	-	95.00	-	-	128.00	-
Gift Aid Tax Refunds	3,352.25	5,624.70	-	-	2,694.90	-
Friends of St Edmund Campion Charitable Trust	13,431.00	22,566.30	17,380.00	8,881.92	20,967.50	2,940.60
Votive Candles Income	189.01	161.23	-	37.25	81.10	0.20
Chaplaincy Receipts from Stonor	1,200.00	1,200.00	1,200.00	1,200.00	1,200.66	1,200.00
Interest received	91.05	27.10	0.03	7.95	19.76	11.35
<b>Total Receipts</b>	<b>27,739.76</b>	<b>40,417.21</b>	<b>27,001.03</b>	<b>16,794.87</b>	<b>35,729.29</b>	<b>12,880.98</b>
<b>Payments</b>						
Church - Liturgical/Pastoral	4,131.66	4,015.41	3,051.77	1,339.56	5,175.00	493.67
House - Domestic	2,768.00	-	3,387.16	3,269.82	3,584.66	2,283.88
Newspapers	-	-	-	-	-	42.00
Votive Candles Costs	91.99	153.99	170.28	128.15	-	241.52
Costs of Fund Raising	-	-	-	-	137.00	-
Donations by the Parish	-	-	-	31.00	350.00	260.00
Clergy - Monthly Allowance (Stipend)	4,800.00	4,800.00	4,400.00	2,714.57	3,300.00	3,903.80
Clergy - Supply Priests	400.00	100.00	50.00	100.00	400.00	375.00
Clergy - Travel and Living Expenses	-	311.60	-	-	505.27	2,229.16
Clergy - Other Costs	468.57	588.85	-	155.75	349.58	412.22
Clergy - Medical Insurance	200.00	200.00	200.00	200.00	200.00	200.00
Diocesan Levies on the Parish	2,901.48	2,532.68	4,302.32	3,180.31	3,353.35	4,732.75
Office Expenses	962.29	635.28	596.78	812.82	1,387.34	1,005.64
Bank Interest and Charges	79.25	71.91	84.09	73.99	77.45	61.13
Church - Utilities (Heating and Lighting)	6,249.66	7,074.07	6,546.76	6,574.75	4,921.15	2,363.71
Church - Property Maintenance Costs	5,330.09	7,176.98	1,952.93	1,075.38	1,889.16	1,285.80
House - Utilities (Heating and Lighting)	1,845.19	3,334.01	2,620.90	1,668.60	3,307.91	2,437.19
House - Property Maintenance Costs	1,765.99	334.47	-	350.00	410.00	180.00
<b>Total Payments</b>	<b>31,994.17</b>	<b>31,329.25</b>	<b>27,362.99</b>	<b>21,674.70</b>	<b>29,347.87</b>	<b>22,507.47</b>
<b>Total Surplus / (Deficit)</b>	<b>(4,254.41)</b>	<b>9,087.96</b>	<b>(361.96)</b>	<b>(4,879.83)</b>	<b>6,381.42</b>	<b>(9,626.49)</b>

When we look at weekly collections, we have seen some recovery since the pandemic, but we are not back to 2019 levels yet in simple cash terms, let alone in real terms allowing for the significant rise in cost of living in the past two years:



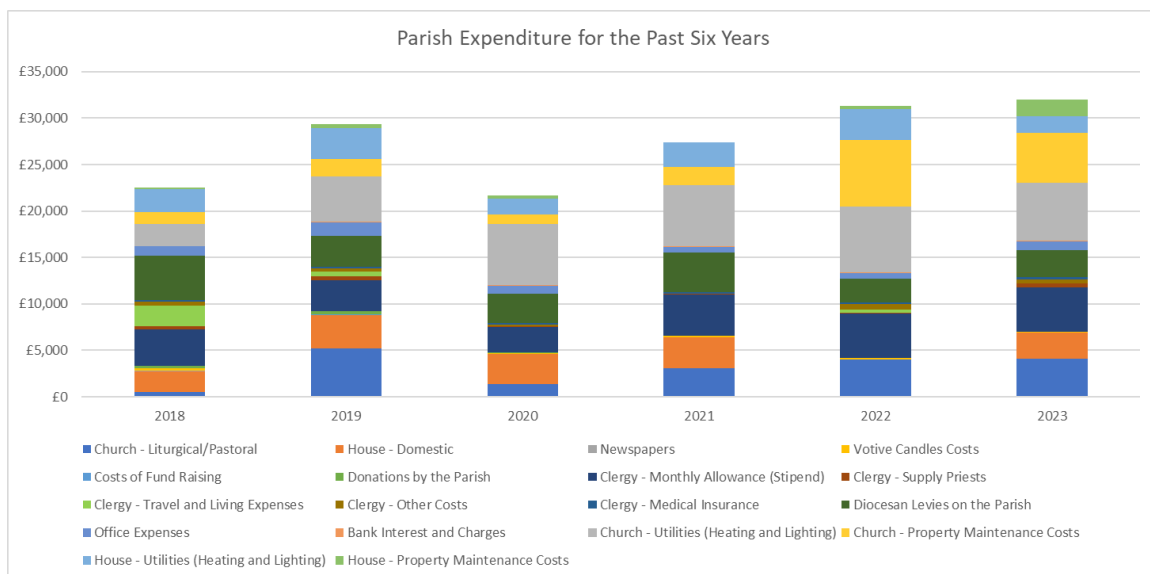
So parishioners, including those who very generously make regular donations by standing order, may wish to consider if they are able to increase their weekly / monthly contribution to reflect the impact of inflation. If you are a UK taxpayer and are happy to sign a Gift Aid declaration (available from Fr Andrew, Alex or Robin), then the parish can claim an additional 25% from the government on your regular contribution, at no cost to you.

The following chart shows just how dependent the parish has become on the generous support of the Friends of St Edmund Campion Charitable Trust:



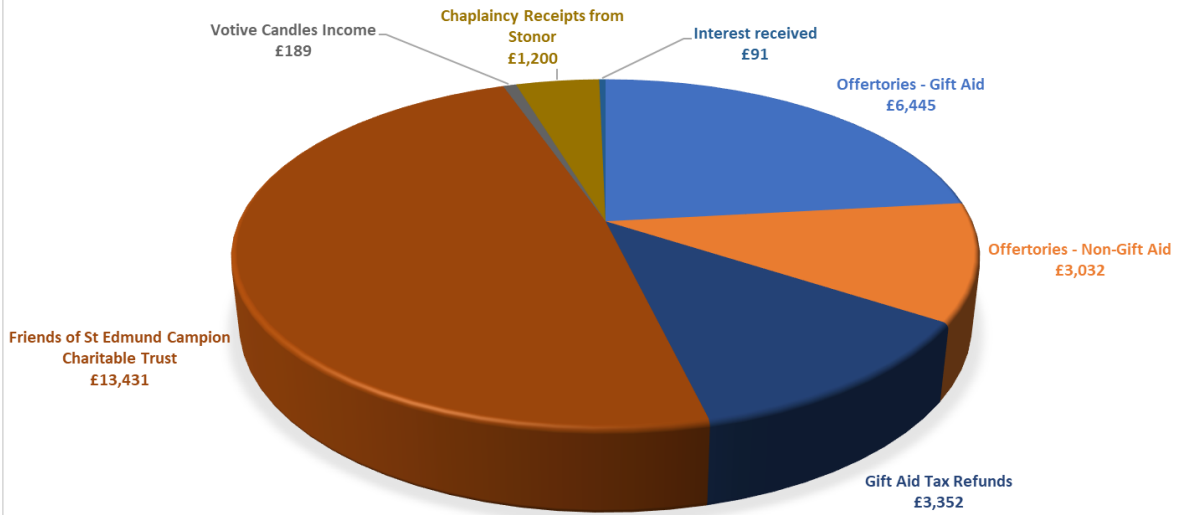
Without the Trust, it is true to say that the parish could not continue in existence. The Trust pays for the entire maintenance of the church and the parish house, and during the pandemic period, also covered the shortfall in weekly collections when mass in person had to be suspended.

So where does it all go? That is shown in the following chart, with the principal items being utility bills (heating and lighting the church and the house), maintenance, the modest monthly allowance for our parish priest and levies charged on us by the diocese (our parish share):



And just to summarise all of that for 2023 in a different way, the following page shows the parish's income and expenditure for last year in the form of two pie charts:

### PARISH INCOME 2023



### PARISH EXPENDITURE 2023

